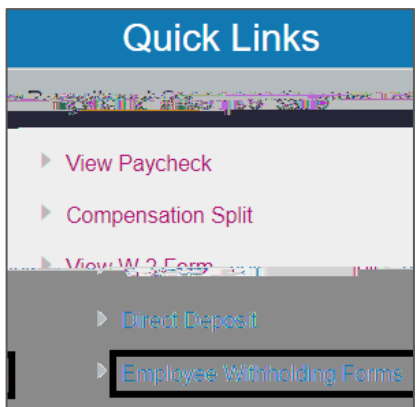
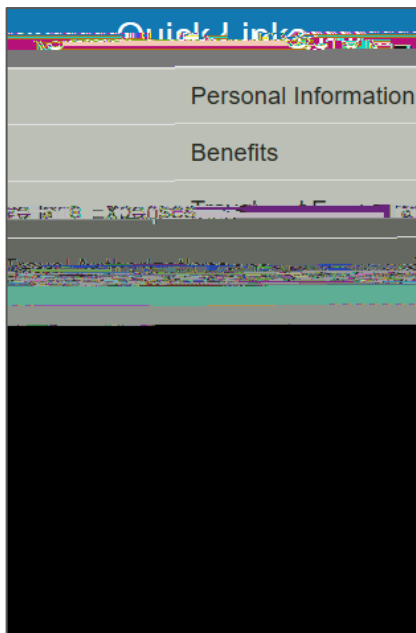




Here is the Quick Link to view/update your Employee Withholding Forms in Employee Self-Service (ESS).

> Payroll and Compensation > Employee Withholding Forms





> Payroll and Compensation > Employee Withholding Forms

Click [here](#) to edit your Federal withholding.

Click the www.irs.gov link to view the W4 Form. This opens in a new tab. You may want to leave it open for reference as you complete the W-4 form in ESS.

Personal Information:

- [here](#) – If address needs updating, refer to the Personal Information section of ESS
- [here](#)

To see if you are exempt from withholding or you have concerns about your privacy, see instructions for Form W



Multiple Jobs or Spouse Works:
you qualify.

. Click to determine if

Read the instructions carefully.
criteria.

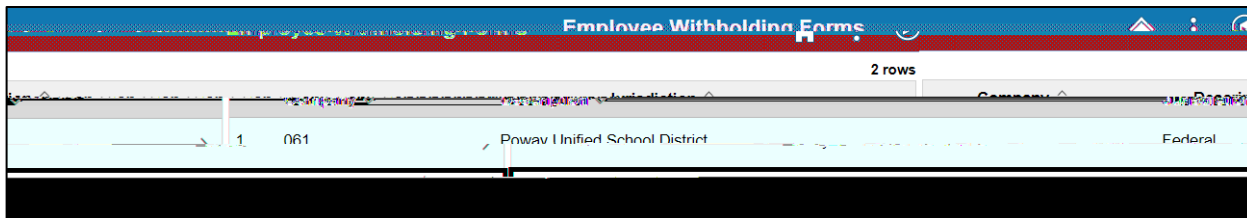
Click the box if you meet the

Claim Dependents:



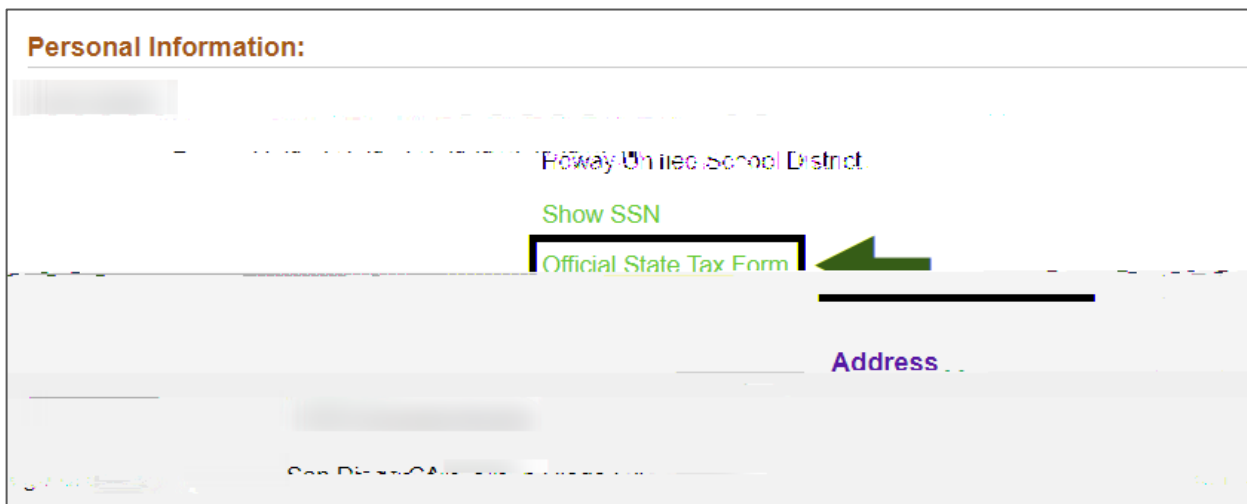


1. Click to edit your State withholding.

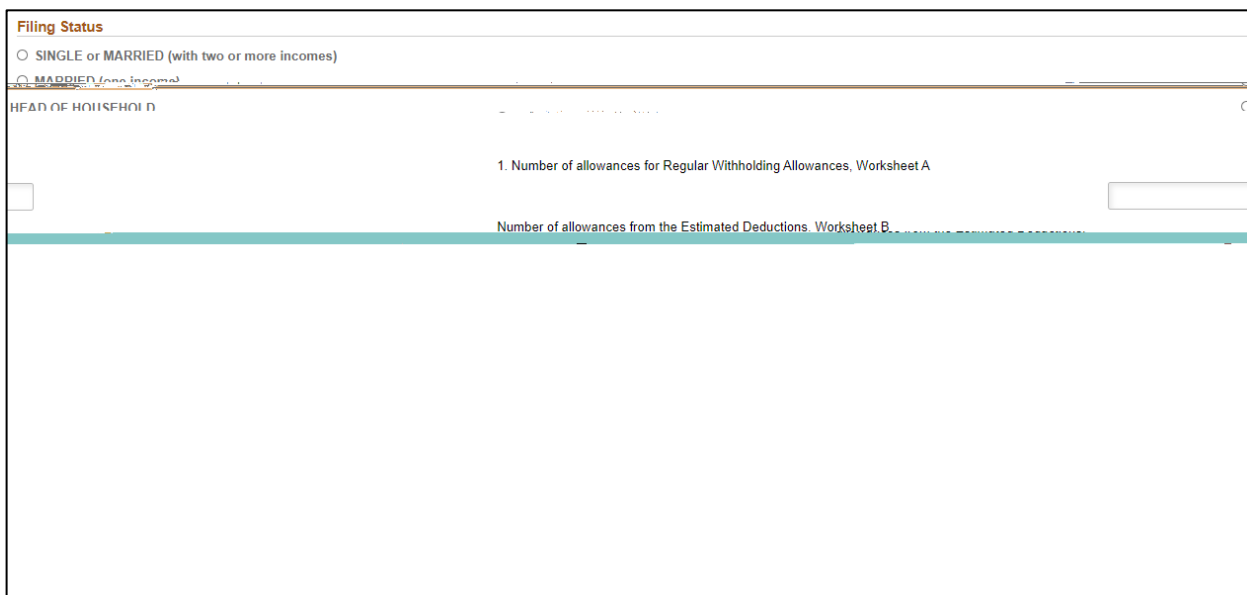


2. Click the link to view the DE 4 Form.

- – If address needs updating, refer to the Personal Information section of ESS



3. Read carefully and fill out the form as desire





4.

Under the penalties of perjury, I certify that the number of withholding allowances claimed on this certificate does not exceed the number to which I am entitled or that I am claiming an exemption from withholding taxes. If claiming an exemption from withholding taxes, check the appropriate box.

Submit Cancel

will be sent to alert you that a change was made to your information. If you did not make the change, please contact your payroll administration team at your district.

Withholding Updated Successfully. Employee will receive a notification email.

OK